

GUJARAT AYURVED UNIVERSITY, JAMNAGAR

NAME OF COLLEGE-----

DEPARTMENT OF SHA LA KYATANTRA

PROFORMA

Name of the patient:.....

Age:.....Gender:.....Occupation:.....

Address:.....

OPD no.:.....IPD no.:.....

Date of admission:.....Bed no.:.....Date of discharge:.....

Diagnosis:.....Status of Discharge:.....

Pradhān vedanā Avadhi Sahit (chief complaints with duration):

- 1)
- 2)
- 3)
- 4)
- 5)

Vedanāvrutta (History of present illness):

Poorvavyādhivrutta (History of past illness):

Vyaktigatvrutta (Personal history):

1. Ahār (Samish/Niramish/Mix)
2. Nidrā (sleep) :
3. Malapravrutti(defecation) :
4. Mutrapravrutti (urination):
5. Vyasana (addiction):
6. Asātmya :

Kulavrutta (Family history):

1. Mother
2. Father
3. Son
4. Daughter
5. Husband/wife
6. Others

Ashtavidh patikshana (general examination):

1. Nādi (pulse)
2. Mutra(Urinary system)
3. Mala (GI System)
4. Jihvā (Tongue)
5. Shabda (Voice)
6. Sparsha (Temperature)
7. Druk (Eye)
8. Akrti

Netra parikshā (examination of eye):



	RE	LE
Lids and Lashes		
Conjunctiva		
Cornea		
Pupil		
Anterior chamber		
Lens		
Tonometry		
Patency test		

Visual acuity		
D/V:	B/C	
	P/H	
	A/C	
N/V:	B/C	
	A/C	
Ophthalmoscopy		
Media		
G/F		



Nasa parikshā (Examination of nose and Para nasal sinuses):

Inspection

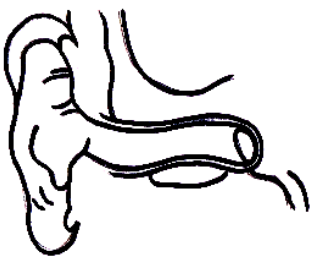

Palpation


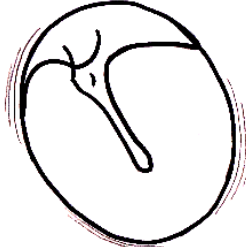
	Anterior Rhinoscopy Examination	
Septum		
Mucosa		
Turbinate		
Discharge		
Other(FB, polyp, cyst, tumour)		
Posterior Rhinoscopy Examination		

Karna parikshā (Examination of Ear):

	Rt. Ear	Lt. Ear
Pinna		

Autoscopy-

	Rt. Ear	Lt. Ear
External auditory canal		

	Rt. Ear	Lt. Ear
Tympanic membrane		

Tuning fork Examination

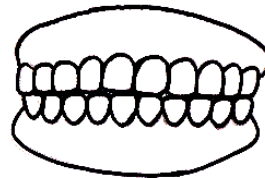
	Rt. Ear	Lt. Ear
Rinne Test		
Weber Test		
ABC Test		

Audiometry

Mukha parikshā (examination of oral cavity):



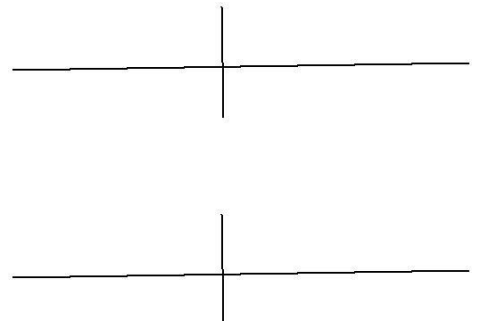
Oshtha



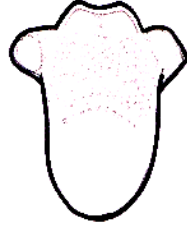
Dantamool



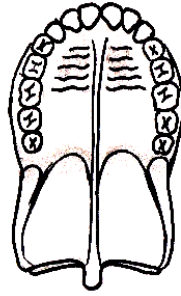
Danta



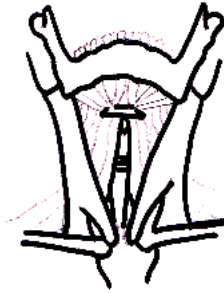
Jihvā



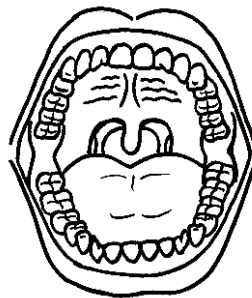
Tālu



Kantha



Sarvasar



Vishesh parikshan (Special investigation):

Prayogashaliya parikshana (Laboratory investigation):

Blood

Urine

Stool

Ksha-Kiran ityadi parikshana(Radiological investigation):

Nidān Panchak:

Nidān	
Purvarupa	
Rupa	
Upashaya-Anupashay	
Samprāpti	
Dosha	
Dushya	
Srotasa	
Srotodushti prākār	
Rogamārga	
Adhishthāna	
Sadhyāsādhyatā	

Sambhavita vyādhi (Provisional diagnosis):

Sāpeksha nidān (differential diagnosis):

Vyādhi Vinishchaya (final diagnosis):

Sāmānya Chikitsā Vyavasthā: (Samanya chikitsa siddhant)

Vishishta chikitsā (Shastra karma, Anushastra karma, Kriyākalpa, Upkram ityādi):

Vishishta chikitsā vidhi:

Required medicines:

Required instruments:

- Poorvakarma :

- Pradhānakarma :

- Paschātakarma :

- Instruction:

Vishishta chikitsājanya upadrava:

Dainik chikitsā vivarana:

Tithi (Date)	Lakshana (Signs & Symptoms)	Chikitsā (Treatment)

	Pathya	Apathya
Ahār		
Vihār		

Parinām(Result):

Signature of student

Signature of teacher